EVERLAST
IGBT INVERTER TECHNOLOGY

Lightning 225 MTS
MULTI-PROCESS

Specifications

Process:	GMAW/F-CAW/GTAW-P/SMAW* *AC-DC TIG with Pulse (No MIG Pulse)	**Input:**	120/240V 1 Phase 50/60Hz	**Output Range (120)240V:**	MIG: 30-(125A)225A;15.5-(20.3V)25.3V DC TIG: 10-(125A)225A;10.5-(15V)19V AC TIG: 20-(125A)225A;10.8-(15V)19V Stick: 10-(100A)185A; 20.4-(24V)27.4V	**I1Max (Inrush) 120/240V:**	28A/31A	**I1Eff (Rated) 240V:**	17A/19A
Duty Cycle:	35% @ Max. Output Each Process	**OCV:**	70V	**Drive Roll Size:**	.030-.035" (.023-.030"; .030-045" opt.)	**Wire Spool Size:**	8" and 4"	**MIG Gun Type:**	24 Series 3m.
Digital Display:	Color LCD 5.0" HD TFT	**Weight:**	82 lbs.	**Dimensions:**	20" H X 12" W X 27.5" L	**Max. Wire Speed:**	600 IPM	**PowerSet Mode:**	Yes
TIG Start Type:	HV (solid start HF type), Lift Start with Remote, Live Lift Start	**AC Wave Forms:**	Adv. Sq. Soft Sq., Triangular	**TIG Pulse Type:**	Fully adjustable, with 0-250 Hz capability w/ 3 DC Pulse Wave Forms	**E 6010/Cellulose:**	Yes, with setting.	**Stick VRD:**	Yes

Third Generation Delivers.

Digital IGBT Inverter Power Output
The unit not only has MIG, it also has AC/DC TIG and DC Stick output. The advanced IGBT inverter design allows the unit to be built with multiple processes to "no compromise" standards without sacrificing quality of performance in any one process.

Large Digital Color Display
The large display 5" makes the main settings stand out at a distance so you can always see them at a glance from a distance. Color coding and graphics help you quickly identify and set parameters. New control layout design is not only sharp and clear, it is also easy to navigate.

Cast Aluminum/Steel 2 Roller Wire Drive
The unit comes with .030" and .035" drive rolls. However, additional drive rolls may be purchased to feed .023-.045" wire. Additional gun liners and/or guns are required for best performance.

Spool Gun and Push-Pull Gun Ready
If you need it, the unit is ready to weld with the optional Parker Spool Gun, Parker pistol style push-pull, or the Everlast In-line Premium Push-Pull systems for distance feeding of aluminum wire.

Tool-Free Euro Quick Connect
The best design used for connecting up your MIG gun period. No tools needed! Quickly and easily change the MIG gun with a lower chance of misalignment and leaking of mig gas. This Euro style has been around for 40 years and has proven itself to be one of the most popular designs in both North America and the world.



120/240V Operation
This unit operates on 120/240V 1 phase power. It is equipped with a NEMA 6-50 240V plug and 6.5ft cord.120V adapter is included. The unit automatically senses the voltage change.

Separate MIG and TIG Gas Connections
At the rear of the unit, the unit is equipped with two separate gas connections for independent MIG and TIG operations. No swapping of gas or regulators is required. This includes automatic gas control for TIG.

AC and DC TIG Pulse Functions
The unit features a TIG pulse feature that is fully adjustable in standard mode in both AC and DC output. This capability is unique to this type of unit. Pulse also operates in PowerSet mode.

PowerSet Function
No need to rely on complicated charts and menus to set up your machine. Simply select the desired process, and make basic inputs of wire/electrode size, and metal thickness and the unit adjusts to a useable setting automatically.

Remote Function
The unit supports the use of the included foot pedal or torch switch to control the weld functions and Amperage. Includes Push-Pull and Spool Gun capability.

Easy Change of Polarity
Need to quickly change over for Flux-Cored wire, or back to solid wire? Need to change over to TIG from Stick? No problem. The new version has eliminated the separate AC port to help eliminate operator error and confusion.

5 Year Parts and Labor Warranty
The best warranty in the business just got better. Who else offers this without paying extra, or giving you a long list of exclusions?

Uses: Fabrication, Home Hobby, Automotive, Motor Sports and Portable Repair

Equipped to Weld Almost Anything

Continuing the legacy in the third generation.

The Everlast first generation MIG, AC/DC TIG, Stick MTS welder was the first of its kind to bring true all-in-one compact, portable capability to the market back in 2017. This unit opened up a new market class of welders and filled a unspoken need in the industry. When it was released, it also opened up the gates for many similar models from competitors to offer their own version. However, regardless of the new competition, it remained clear that Everlast's version performed better and offered more for a much less price.

Even though Everlast was the first to market and remains distinctive with many features, we realize that there was room for improvement and Everlast has continued to improve the product line in the third generation product with the release of the all-new Lightning 225 MTS. We've listened to our customers and developed a machine that has addressed their needs and concerns. Simply put, the third generation design is a large leap over the previous version. With new and revised features that are centered around increased versatility and performance, the unit continues to standout in the industry.

One of the biggest revisions to the unit is the PowerSet mode and how it works to simplify setup for the customer in each process. The programming has been completely reworked and now the setup process is more intuitive and simplified. Many features that were required to be set in the PowerSet mode, are now set automatically in PowerSet mode. However, Powerset is still completely tuneable as the main settings of volts, wirefeed speed and/or Amperage are still able to be fine tuned to fit the user's requirement. The digital display has also been improved, with a larger HD screen and new color coded one-page setup where all the functions are located on one page, with no hidden menus. All settings are visible now at a glance and easily selectable for adjustment. The memory function has also been increased from 10 programs to 30 with the ability to individually name and lock the programs to prevent accidental tampering. Stick performance has been enhanced as well, with improved E6010 capability.

New features include items such as push-pull gun capability, automatic AC to DC polarity changeover in TIG, individual gas ports for MIG and TIG, new bezel and handle design for easier lifting and carrying and live lift start mode for TIG. Individual wire jog and gas purge functions have also been added for easier setup convenience. The run-in feature that provides a soft start can now be disabled for better tacking and spot welding. Or, it can be engaged for smoother starting and reduced porosity during arc strikes.

Everlast Power Equipment
380 Swift Ave. Unit 12
South San Francisco, CA 94080

A bit closer up....

MIG Manual Mode

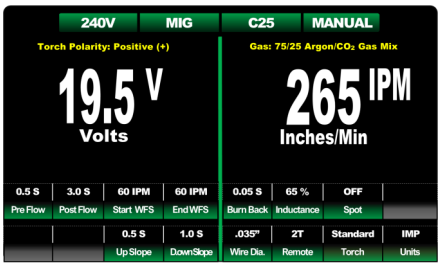

VS.

MIG Power Set Mode

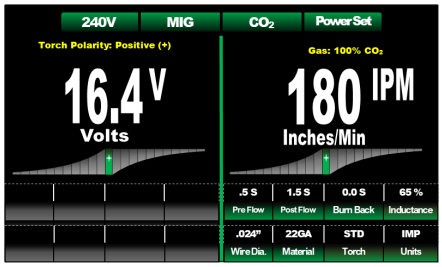

Key Features:

1. The green information bar at the top provides status and process reminders.
2. Torch Polarity and Gas Reminders reduce error when switching processes.
3. Full list of adjustable features including Spot and Stitch Timers.
4. Adjustable Pre and Post Gas Flow improves weld quality.
5. Start/End WFS/A and slope combine to improve arc starts and crater fill.
6. Burn Back control helps prevent wire sticking in weld at stop.
7. Inductance tailors MIG arc characteristics and bead profile to user's needs
8. Select Imperial or Metric units for measurements and wire feed speed.
9. Remote operation selection changes torch trigger operation.
10. Numbers turn yellow to warn that the wire is crossing best short circuit settings and is crossing into spray arc and globular transfer range.
11. Unused settings are grayed-out when not applicable to the particular configuration of the welder. This helps eliminate confusion during setup.

Key Features:

1. Input wire dimensions and material thickness after selecting process and the welder will automatically choose useable settings.
2. The programming automatically limits maximum thickness for different wire diameters and types.
3. All modes feature PowerSet, tailored to the individual process.
4. Unique graphic symbols change colors from green to yellow to red when adjustments reach a critical range that may result in undesirable operation.
5. Range of adjustment is generous for fine tuning, but does offer limits to help prevent non-workable settings by the operator.
6. Many settings are automatically eliminated from the menu and are automatically controlled to make setup easier.
7. PowerSet mode programming can also be saved into memory as can manual mode programs.



Intuitive Operator Interface



30 Saveable and Lockable Programs



8" (12 lbs) and 4" (2lbs) Spools
2 Roller Drive System



Dual Gas Inlets in Rear

Standard Equipment and Options



Standard Equipment:

- 10 ft (3m) 24 Series MIG Gun
- 250A Work Clamp and 10 ft (3m) Cable
- 26 Series Air-Cooled TIG torch
- 250A Stick Electrode Holder and 10ft (3m) Cable
- Brass Billet Floating Ball Type Argon Regulator
- Foot Pedal
- Starter Consumable Kit for MIG and TIG
- 8" to 4" Spool Adapter.
- 240V to 120V Power Adapter

Recommended Options:

- 25 ft. Parker DSP 360A Spool Gun, #EV-DSP360A-24-P10-80ER
- 25 ft. Everlast MPG 300A Push-Pull Gun, #EV-MPG300A-25
- 10 ft. 24 Series Gun (For ≤.035"Wires order blue liner) #EV-MG24-3M
- 10 ft. Blue liner for .035 and under steel/stainless wires. #EV-GMO-500-BSL-10
- .023/.030" V Groove Drive Roll, #EV-DR-VG-0608-1
- .030/.040" V Groove Drive Roll, #EV-DR-VG-0810-1
- .023-.035" Blue Steel Liner (recommended), #EV-GM0500-BSL-10

Can this unit be operated on a generator?

The small size and portability of the Lightning makes it a great choice for portable welding. We want you to get the best life and performance out of the unit while operating on a generator, so please follow these guidelines when choosing this welder and using your generator to match.

- The generator must be rated as "Clean Power Output", This means that it provides 5% or less Total Harmonic Distortion. The generator manufacturer determines this rating. Consult with them before your purchase.
- The generator must provide at least 8,000 Surge Watts.
- Switch the welder off before powering down the generator. Do not run the generator out of fuel (or swap fuels) while the welder is switched on.
- Failure to follow these recommendations may void the welder warranty.

Everlast makes every effort to ensure accuracy of stated specifications and kit contents at time of publication. However, due to continual our efforts to improve our products and offerings, stated specifications, accessory kit content or product appearance may change without notice. Any change in specification, kit contents, appearance, length, etc. can be verified by calling toll-free @ 877-755-9353. *In the event of these changes, Everlast will not be liable to provide product, kit contents, or accessories exactly as depicted or described in this publication.* Please review warranty details @ https://www.everlastgenerators.com/standard-warranty. The 5 year parts and labor warranty covers only the power source and does not cover accessories or consumables. While this publication may be used in multiple distribution markets, the 5 year warranty only applies to US products only. Canada and other countries maintain different warranty periods and policies. Consult directly with your country's distributor about your warranty details. Accessories, including all NOVA products are covered under a separate warranty. Consumables and consumable kits are not warrantied except against manufacturer defect. Since Everlast cannot know every situation and detail of customer's application, any statement of other warranty, expressed or implied, or statement concerning suitability of this product for a specific customer use or application is specifically disclaimed. The customer is responsible for ensuring safe and practical operation of the unit and is solely responsible for the proper use and application of this product and accessories.